




HIGH BOND STRENGTH



APPLICATOR FRIENDLY



FASTER INSTALLATION

# BLOCKFIX

---

## TECHNICAL DATA SHEET

---



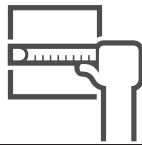
MAXIMUM COVERAGE



ECONOMICAL







## COVERAGE

Coverage depends on the block evenness and the thickness at which FC Blockfix is applied. Approximately coverage if the block size is 600mm\*200mm\*100mm is as follows:

Application Thickness	Approx Coverage per 40kg
2mm	240 sft
3mm	160 sft
4mm	120 sft
5mm	100 sft
6mm	80 sft



## PRECAUTIONS

Although **BLOCKFIX** is non-hazardous material, one should take the following precautions should be taken:

- It is recommended to use the N95 nose mask, gloves and goggles while handling the material
- Keep out of reach of the children
- In case of contact with eyes, rinse your eyes with plenty of water and consult a doctor immediately

For further and complete information about our product's safe use, please refer to the latest version of our material safety data sheet.



## LIMITATIONS

Always add powder to water & never add water to powder  
Do not add excess water than recommended  
Never add sand & cement to the mix at site



## CLEANING

Tools and containers should be cleaned with plenty of water while the adhesive is still fresh. Surfaces should be cleaned with a damp cloth, before the adhesive dries.



## SHELF LIFE

12 months from the date of manufacturing in the original unopened manufacturer's packaging.



## STORAGE

Store in dry place away from the moisture



## CUSTOMER CARE

For any suggestion or concerns, please mail to [support@fcsc.co.in](mailto:support@fcsc.co.in).  
For any other product related queries please contact **+91 33 3500 0230**





## FEATURES AND BENEFITS

1. Economical than the conventional mortar
2. Suitable for Interior and external applications
3. Ready to use, consistent quality. Just mix with specified water ratio
4. Self-curing- No curing required, enriched with water retention technology
5. Faster construction with less man power saves time, money and labour
6. Excellent workable properties which make mason work simple and easy
7. Flexible and provides resistance to the shock & impact
8. Gives even finish throughout the wall and improved levelling of the walls
9. Zero material wastage as it is easy to apply



## INSTALLATION TYPES

### Substrates:

1. AAC, ALC and Cellular Concrete Blocks
2. Fly Ash/ Concrete Bricks
3. Cement Mortar Blocks and Bricks
4. Light weight masonry blocks




## CERTIFICATION

1. EN 1010-11/12
2. ASTM C 1660-09
3. EN12004
4. IS 15477:2019 TYPE 1T



## APPLICATION PROCEDURE

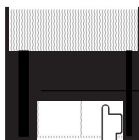
**Surface Preparation:** All the surfaces should be clean, dry, free from dust, oil, grease loose bonded particles concrete sealers and paints which may lead to the poor adhesion. The surface should be true to the plumb. Uneven or rough surfaces should be made even and smooth with Firstchoice Screed to provide a better flat finish. Construct a sound footing while laying the new bricks or blocks walls. Dampen the substrates before the application of the mortar and remove the excess water if any. In case of the repair works make sure that the loose particles, small broken pieces and any other foreign materials of the substrates are removed



## MIXING PROCEDURE

**Mixing:** Take 12-13L of clean potable water per 40kg mortar into a clean mixing bowl. Add adhesive powder into the mixing bowl and mix the material by hand or with a slow speed mixer until a smooth, lump-free paste is obtained. Allow the mortar to slake for 5 minutes. Adjust the consistency of the material accordingly if necessary but make sure that the water used is within the recommended range. Remix the adhesive prior to the application and apply with the proper sized notch trowel.

The paste should be kept away from direct sunlight and heat.



## INSTALLATION PROCEDURE

Workout the layout of the wall to mark openings of doors, windows and any other openings as per the design.

Place the freshly mixed mortar over the clean and levelled substrate, then spread the material over the substrate using a proper sized square notch trowel. Place the block on the applied mortar in proper line and level.

After proper installation of the first block apply the mortar over the block and on the side of the same block using the square notch trowel(6mm/8mm)

Place the second brick over the applied mortar and press it firmly for the proper bonding. Make sure that the line and level is maintained.

Remove off the excess material in between the joints using the straight edge of the trowel. Continue the installation of blocks/ bricks with 3-4mm bed of mortar.



## TECHNICAL DATA

Name	<b>BLOCKFIX</b>
Physical appearance	Grey
Pack Size	40kg

### Application Data at 25±2°C & 60±5% RH

Mixing Ratio	30-35:100
Open Time	30 Minutes
Pot life in Hours	3-4 Hours
Time to plaster the wall	24 hours
Time to full dry hard	14 days
Application Temperature	+5°C to +40°C

Technical Properties:	
Test parameter	Product performance
Tensile Strength	>1.0
Split Tensile Strength	>0.5
Flexural Strength	>3.5
Compressive Strength	>10.0

Conventional vs Firstchoice Jointing Mortar	
Firstchoice Jointing Mortar	Conventional Mortar
Fast construction	Not possible
Higher bond strength	Lower than the jointing mortar
No curing required	Curing required
Plastering is possible after 24 hours	Minimum 7 days curing required
Very less bed thickness 3-4mm	High bed thickness required 12-18mm
Negligible shrinkage cracks	More shrinkage cracks
Consist quality due to the computerized mixing and tested raw materials & product	Manual mixing and no proper control over the testing & mixing
Easy handling, application and storage	Site mixing is difficult and will lead to high wastage
Negligible wastage	High wastage



Scan the QR code to know more  
about our other products



Factory Address :  
Ahmedabad-  
Moraiya, Changodar, Bavla Highway, PS: Changodar, District- Ahmedabad, Gujarat, PIN- 382213.  
Singur-  
Shyam Business Park, Durgapur Express way, Dist - Singur, West Bengal, Pin - 712306

Office Address :  
"SHRACHI TOWERS"  
3<sup>rd</sup> Floor, 686, Anandpur, E. M. Bypass,  
Kolkata - 700 107.

[www.fcsc.co.in](http://www.fcsc.co.in)  
Helpline no : 3335000230



#### PRODUCT BENEFITS

- Ready to use
- Consistent quality
- Single component, just add water
- Enriched with water retention technology, self-curing & needs no manual curing
- Polymer-modified, high bond strength with 3-4mm bed application
- Economical and faster installation than the conventional mortar
- Applicator friendly
- Provides maximum coverage

#### Disclaimer

Information given in the data sheet is only a guideline for usage. Users are advised to undertake trial for product suitability prior to its full scale usage. There is no implied guaranty/warranty for the results and the company is not liable for any consequential damages.